

BOA™ PULSE COMPRESSOR SPECIFICATIONS (IR WAVELENGTHS)

Pulse compressor model:	BOA-800	BOA-1050	BOA-1300	BOA-1550
Wavelength range:	700 - 1100 nm	900 - 1200 nm	1200 - 1450 nm	1400 - 1700 nm
Max neg. GDD @ center wavelength¹:	-38,000 fs ²	-14,000 fs ²	-44,000 fs ²	-20,000 fs ²
Transmission² @ shortest wavelength:	> 80%	> 80%	> 80%	> 80%
@ center wavelength:	> 70%	> 70%	> 70%	> 70%
Max bandwidth @ maximum GDD³:	40 nm	110 nm	65 nm	120 nm
@ half-maximum GDD :	70 nm	190 nm	110 nm	200 nm
Maximum peak power:	500 MW			
Total additional beam path:	< 1.5 m			
Pulse repetition rate:	Any			
Angular dispersion (dθ/dλ) added:	0			
Pulse-front tilt (dt/dx) added:	0			
Spatial chirp (dx/dλ) added:	0			
1D beam magnification:	1			
Output/input beam collinearity:	< 10 mrad			
Required input polarization:	Horizontal			
Polarization rotation:	<0.1°			
Required input-beam diameter:	1 – 4 mm (collimated)			
Input-beam lateral-displ. tolerance:	1 mm			
Number of alignment knobs:	Zero			
Time to set up:	~ 10 minutes			
Dimensions (L x W x H):	46 cm x 13.5 cm x 16 cm			
Weight:	~ 10 kg			

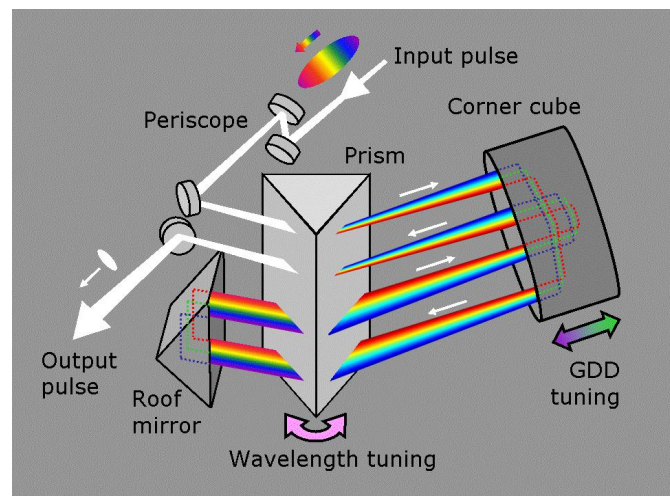
1- Center wavelength in nanometers is the number following the "BOA-" in the device model. Wavelength-dependent data for the full operation range is given in the following pages.

2- The overall transmission depends on polarization purity and beam divergence. The indicated numbers are typical, experimentally obtainable values, not theoretical estimates.

3- As with all dispersive pulse compressors, the maximum bandwidth is limited by beam clipping on the second pass through the prism and so depends on the prism-corner-cube separation (and hence the device's maximum negative GDD). A unique advantage of the BOA single-prism/corner-cube design, which tunes GDD by varying this separation, however, is that, if less than the full negative GDD is needed, the beam path will be shorter, and, as a result, the compressor can accommodate a pulse with a larger bandwidth.

ADDITIONAL NOTES

- The added angular dispersion, pulse-front tilt, and spatial chirp can be shown to always be identically zero and were all immeasurable in our experiments.
- If your beam is larger than 4 mm, please let us know, and we can easily design a pulse compressor with a larger aperture at no extra cost.
- Alignment of the pulse compressor into a beam is achieved using a simple trick: back-reflection off a removable glass window (provided) is used to make sure the beam is incident perpendicularly to the compressor-axis. Once you do this, simply remove the window. You are all set to compress your pulses.
- The pulse compressor itself is auto-aligning, so no alignment knobs are required for internal components.
- Motorized and computer-controlled versions are available upon request.

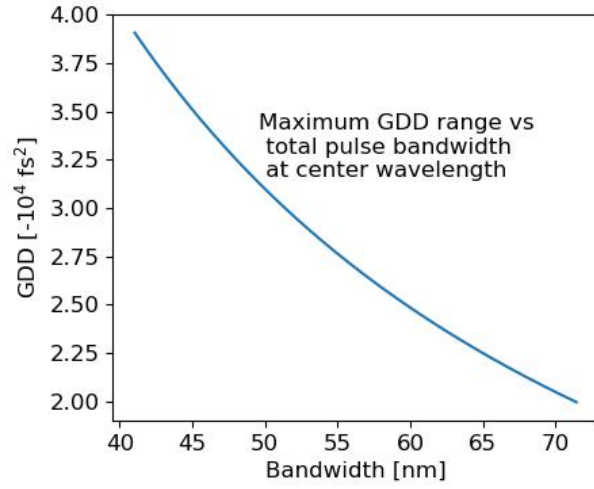
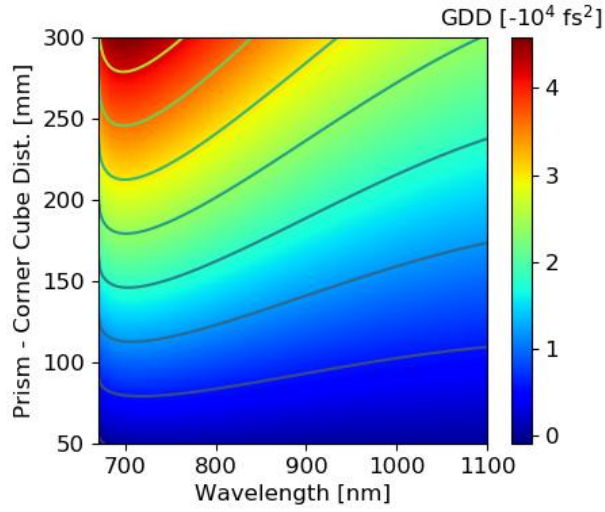


Layout for the BOA single-prism pulse compressor

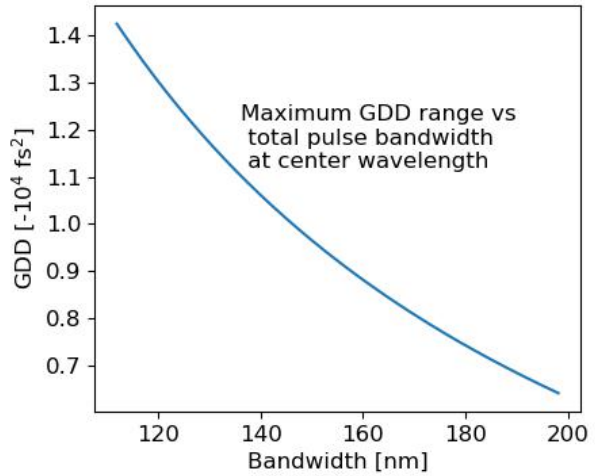
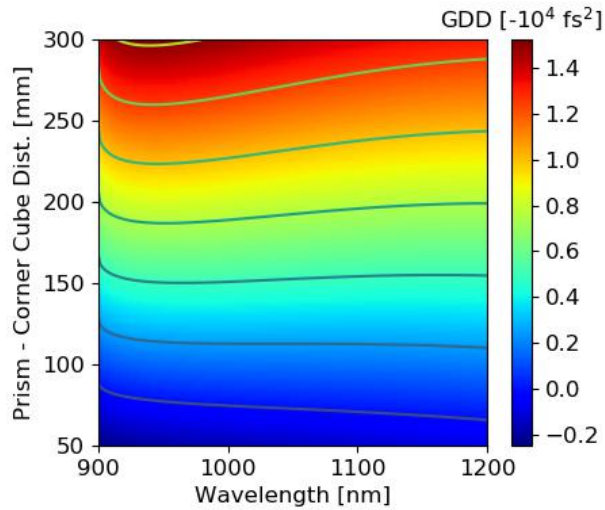
©2020, Swamp Optics, LLC • www.swampoptics.com
 6300 Powers Ferry Rd., Suite 600-345, Atlanta, Georgia, 30339
 +1.404.54SWAMP (+1.404.547.9267) • +1.866.855.4518 fax

China: Eachwave scientific instrument Co., Ltd
 Tel: +86-21-62209657, +86-21-54843093
 Email: sales@eachwave.com
 Web: www.eachwave.com

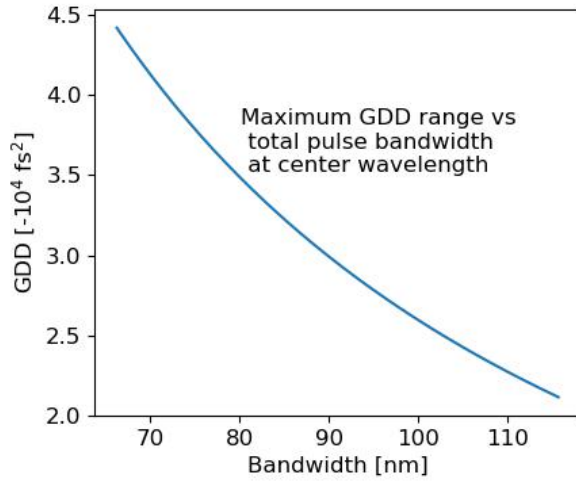
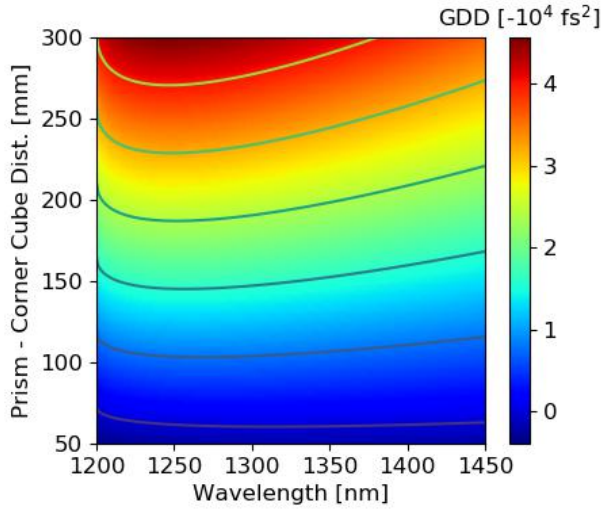
Single Prism Pulse Compressor, BOA-800



Single Prism Pulse Compressor, BOA-1050



Single Prism Pulse Compressor, BOA-1300



Single Prism Pulse Compressor, BOA-1550

