

BOA™ PULSE COMPRESSOR SPECIFICATIONS (UV WAVELENGTHS)

Pulse compressor model:	BOA-200	BOA-260	BOA-350	BOA-400
Wavelength range:	175 - 225 nm	250 - 350 nm	300 - 450 nm	350 - 500 nm
Max neg. GDD @ center wavelength¹:	-35,000 fs ²	-36,000 fs ²	-12,000 fs ²	-22,000 fs ²
Transmission² @ shortest wavelength:	> 55%	> 65%	> 65%	> 65%
@ center wavelength:	> 50%	> 60%	> 60%	> 60%
Max bandwidth @ maximum GDD³:	7 nm	12 nm	30 nm	23 nm
@ half-maximum GDD :	12 nm	20 nm	50 nm	40 nm
Maximum peak power:	500 MW			
Total additional beam path:	< 1.5 m			
Pulse repetition rate:	Any			
Angular dispersion (dθ/dλ) added:	0			
Pulse-front tilt (dt/dx) added:	0			
Spatial chirp (dx/dλ) added:	0			
1D beam magnification:	1			
Output/input beam collinearity:	< 10 mrad			
Required input polarization:	Horizontal			
Polarization rotation:	<0.1°			
Required input-beam diameter:	1 – 4 mm (collimated)			
Input-beam lateral-displ. tolerance:	1 mm			
Number of alignment knobs:	Zero			
Time to set up:	~ 10 minutes			
Dimensions (L x W x H):	46 cm x 13.5 cm x 16 cm			
Weight:	~ 10 kg			

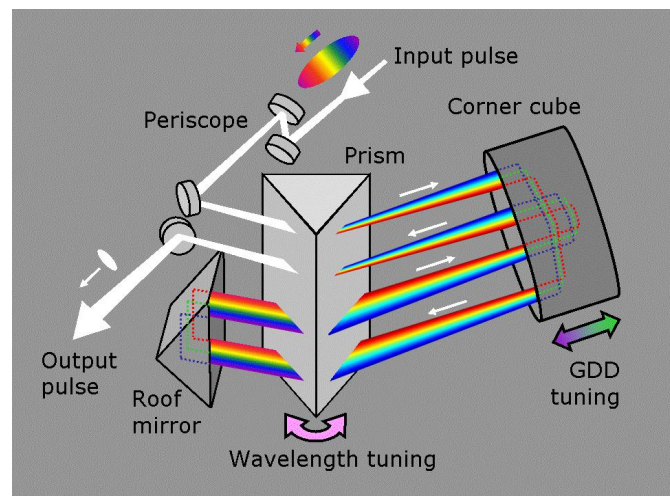
1- Center wavelength in nanometers is the number following the "BOA-" in the device model. Wavelength-dependent data for the full operation range is given in the following pages.

2- The overall transmission depends on polarization purity and beam divergence. The indicated numbers are typical, experimentally obtainable values, not theoretical estimates.

3- As with all dispersive pulse compressors, the maximum bandwidth is limited by beam clipping on the second pass through the prism and so depends on the prism-corner-cube separation (and hence the device's maximum negative GDD). A unique advantage of the BOA single-prism/corner-cube design, which tunes GDD by varying this separation, however, is that, if less than the full negative GDD is needed, the beam path will be shorter, and, as a result, the compressor can accommodate a pulse with a larger bandwidth.

ADDITIONAL NOTES

- The added angular dispersion, pulse-front tilt, and spatial chirp can be shown to always be identically zero and were all immeasurable in our experiments.
- If your beam is larger than 4 mm, please let us know, and we can easily design a pulse compressor with a larger aperture at no extra cost.
- Alignment of the pulse compressor into a beam is achieved using a simple trick: back-reflection off a removable glass window (provided) is used to make sure the beam is incident perpendicularly to the compressor-axis. Once you do this, simply remove the window. You are all set to compress your pulses.
- The pulse compressor itself is auto-aligning, so no alignment knobs are required for internal components.
- Motorized and computer-controlled versions are available upon request.

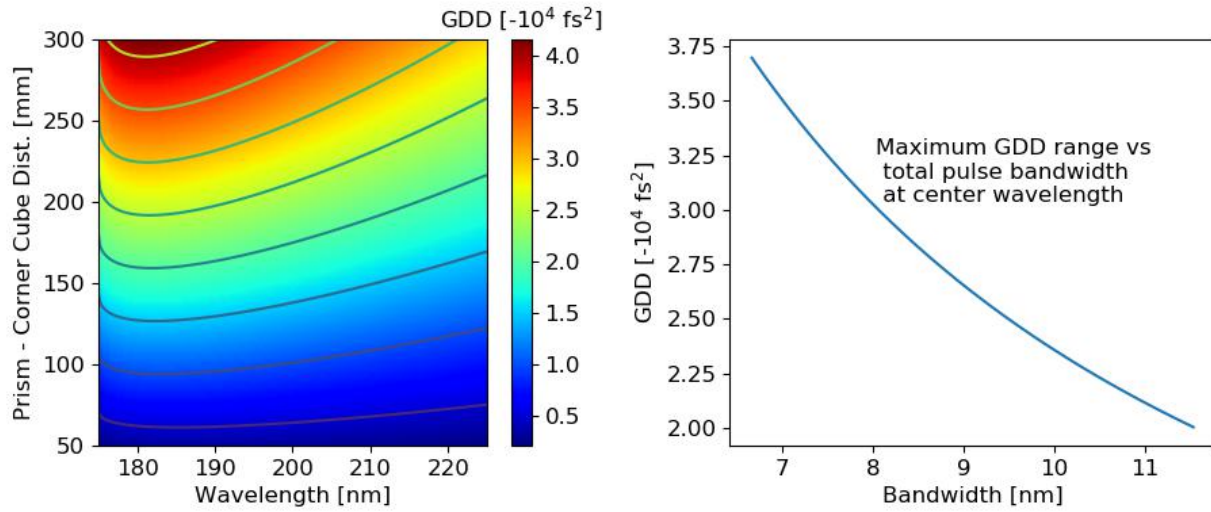


Layout for the BOA single-prism pulse compressor

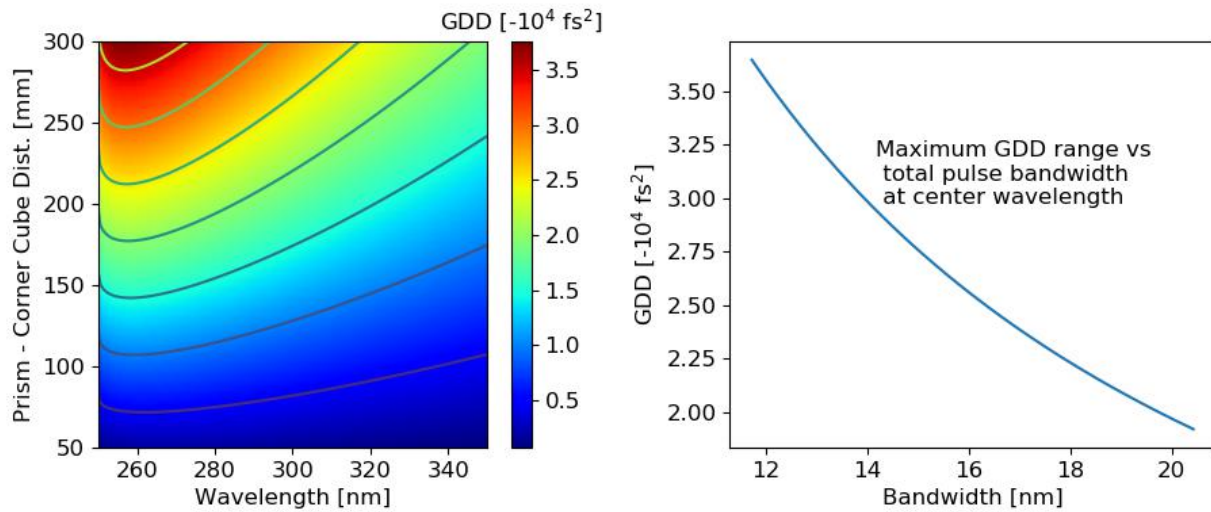
©2020, Swamp Optics, LLC • www.swampoptics.com
 6300 Powers Ferry Rd., Suite 600-345, Atlanta, Georgia, 30339
 +1.404.54SWAMP (+1.404.547.9267) • +1.866.855.4518 fax

China: Eachwave scientific instrument Co., Ltd
 Tel: +86-21-62209657, +86-21-54843093
 Email: sales@eachwave.com
 Web: www.eachwave.com

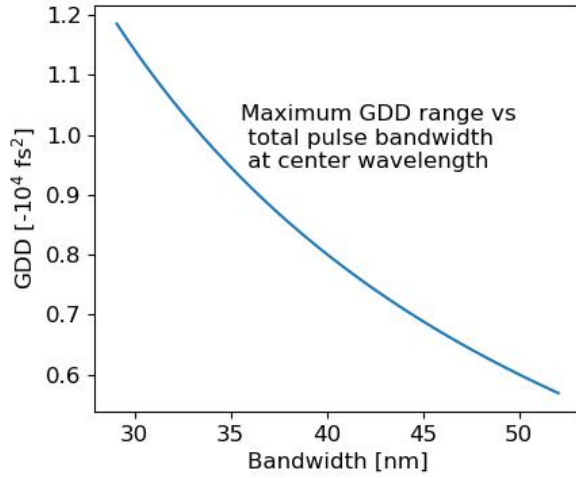
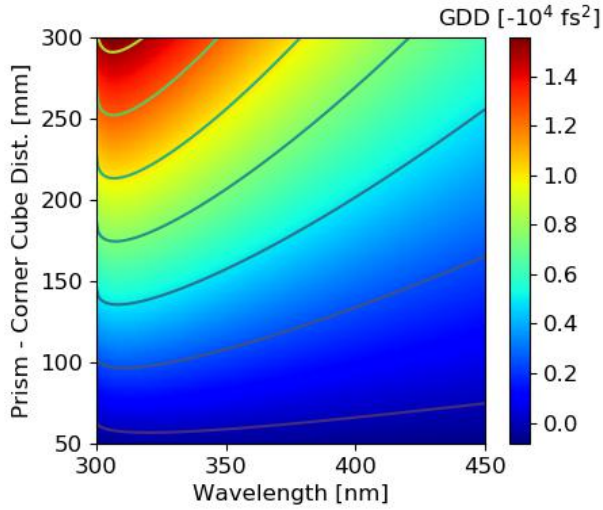
Single Prism Pulse Compressor, BOA-200



Single Prism Pulse Compressor, BOA-266



Single Prism Pulse Compressor, BOA-355



Single Prism Pulse Compressor, BOA-400

